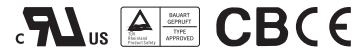


■ Features :

- Universal AC input / Full range
- Protections: Short circuit / Overload / Over voltage
- Cooling by free air convection
- Small and compact size
- Built-in remote ON-OFF control
- LED indicator for power on
- 100% full load burn-in test
- Low profile:23mm thickness
- 2 years warranty

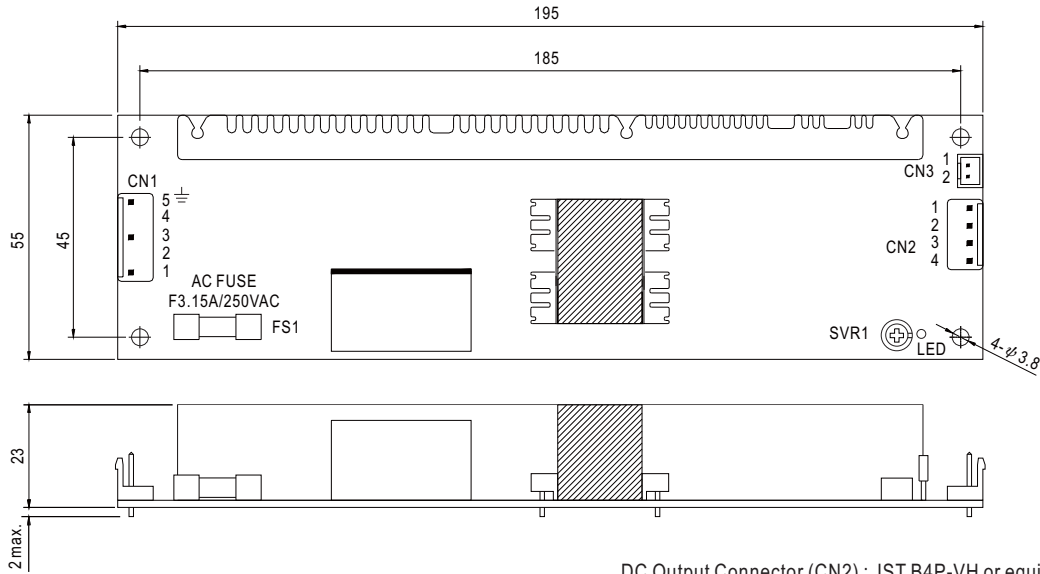


SPECIFICATION

MODEL	LPS-50-3.3		LPS-50-5		LPS-50-12		LPS-50-15		LPS-50-24		LPS-50-48			
OUTPUT	DC VOLTAGE	3.3V		5V		12V		15V		24V		48V		
	RATED CURRENT	10A		10A		4.2A		3.4A		2.1A		1.1A		
	CURRENT RANGE	0 ~ 12A		0 ~ 12A		0 ~ 5A		0 ~ 4.1A		0 ~ 2.5A		0 ~ 1.3A		
	RATED POWER	33W		50W		50.4W		51W		50.4W		52.8W		
	PEAK LOAD(10sec.) <small>Note.4</small>	39.6W		60W		60W		61.5W		60W		62.4W		
	RIPPLE & NOISE (max.) <small>Note.2</small>	50mVp-p		50mVp-p		80mVp-p		80mVp-p		80mVp-p		100mVp-p		
	VOLTAGE ADJ. RANGE	3 ~ 3.6V		4.5 ~ 5.5V		10.8 ~ 13.2V		13.5 ~ 16.5V		21.6 ~ 27.2V		43.2 ~ 52.8V		
	VOLTAGE TOLERANCE <small>Note.3</small>	±3.0%		±3.0%		±2.0%		±2.0%		±1.0%		±1.0%		
	LINE REGULATION	±1.0%		±1.0%		±1.0%		±1.0%		±1.0%		±1.0%		
	LOAD REGULATION	±3.0%		±3.0%		±2.0%		±2.0%		±1.0%		±1.0%		
	SETUP, RISE TIME	100ms, 40ms/230VAC				100ms, 40ms/115VAC at full load								
HOLD UP TIME (Typ.)	70ms/230VAC				12ms/115VAC at full load									
INPUT	VOLTAGE RANGE	90 ~ 264VAC		127 ~ 370VDC										
	FREQUENCY RANGE	47 ~ 63Hz												
	EFFICIENCY(Typ.)	75%		81%		82%		84%		85%		86%		
	AC CURRENT (Typ.)	115VAC	0.9A		1.2A									
		230VAC	0.6A		0.8A									
	INRUSH CURRENT (Typ.)	COLD START 18A/115VAC				35A/230VAC								
LEAKAGE CURRENT	<1mA / 240VAC													
PROTECTION	OVERLOAD	122 ~ 160% rated output power Protection type : Hiccup mode, recovers automatically after fault condition is removed												
	OVER VOLTAGE	3.8 ~ 4.45V		5.75 ~ 6.75V		13.8 ~ 16.2V		17.25 ~ 20.25V		27.6 ~ 32.4V		57.6 ~ 67.2V		
FUNCTION	REMOTE ON/OFF	RC+/RC- : 0 ~ 0.8V power on ; 4 ~ 10V power off												
ENVIRONMENT	WORKING TEMP.	-20 ~ +70°C (Refer to "Derating Curve")												
	WORKING HUMIDITY	20 ~ 90% RH non-condensing												
	STORAGE TEMP., HUMIDITY	-20 ~ +85°C, 10 ~ 95% RH												
	TEMP. COEFFICIENT	±0.04%/°C (0 ~ 50°C)												
	VIBRATION	10 ~ 500Hz, 2G 10min./1cycle, period for 60min. each along X, Y, Z axes												
SAFETY & EMC (Note 5)	SAFETY STANDARDS	UL60950-1, TUV EN60950-1 approved												
	WITHSTAND VOLTAGE	I/P-O/P:3KVAC		I/P-FG:2.0KVAC		O/P-FG:0.5KVAC								
	ISOLATION RESISTANCE	I/P-O/P, I/P-FG, O/P-FG:100M Ohms / 500VDC / 25°C / 70% RH												
	EMC EMISSION	Compliance to EN55022 (CISPR22) Class B, EN61000-3-2,-3												
	EMC IMMUNITY	Compliance to EN61000-4-2,3,4,5,6,8,11, EN55024, EN61000-6-2 (EN50082-2), heavy industry level, criteria A												
OTHERS	MTBF	341.7Khrs min.		MIL-HDBK-217F (25°C)										
	DIMENSION	195*55*23mm (L*W*H)												
	PACKING	0.24Kg; 48pcs/12.5Kg/0.84CUFT												
NOTE	<p>1. All parameters NOT specially mentioned are measured at 230VAC input, rated load and 25°C of ambient temperature.</p> <p>2. Ripple & noise are measured at 20MHz of bandwidth by using a 12" twisted pair-wire terminated with a 0.1uf & 47uf parallel capacitor.</p> <p>3. Tolerance : includes set up tolerance, line regulation and load regulation.</p> <p>4. 33.3% Duty cycle maximum within every 30 seconds. Average output power should not exceed the rated power.</p> <p>5. The power supply is considered a component which will be installed into a final equipment. The final equipment must be re-confirmed that it still meets EMC directives. For guidance on how to perform these EMC tests, please refer to "EMI testing of component power supplies." (as available on http://www.meanwell.com)</p>													

■ Mechanical Specification

Unit:mm



AC Input Connector (CN1) : JST B5P-VH or equivalent

Pin No.	Assignment	Mating Housing	Terminal
1	AC/L	JST VHR or equivalent	JST SVH-21T-P1.1 or equivalent
2,4	No Pin		
3	AC/N		
5	FG \perp		

DC Output Connector (CN2) : JST B4P-VH or equivalent

Pin No.	Assignment	Mating Housing	Terminal
1,2	-V	JST VHR or equivalent	JST SVH-21T-P1.1 or equivalent
3,4	+V		

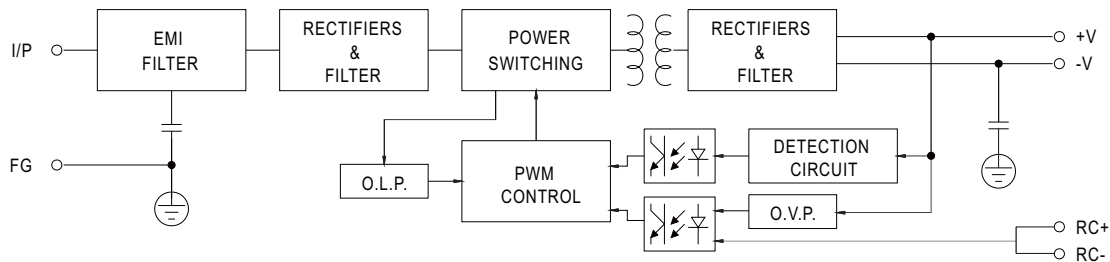
Remote ON/OFF Connector(CN3):JST B2B-XH or equivalent

Pin No.	Assignment	Mating Housing	Terminal
1	RC+	JST XHP or equivalent	JST SXH-001T-P0.6 or equivalent
2	RC-		

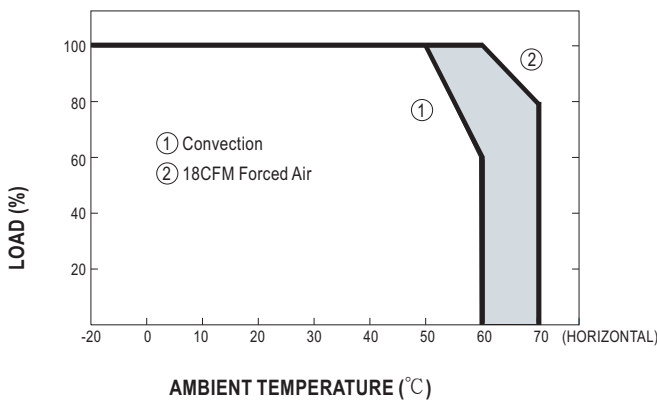
\perp : Grounding Required
CN1:Pin 5 is safety ground

■ Block Diagram

fosc : 60KHz



■ Derating Curve



■ Static Characteristics (15V)

